

centor®




E3 bifold door hardware for panels to 100kg

centor®
Moved by Innovation

Contents

Engineered excellence	1
High performance results	2
Effortless operation	3
Proven durability	4
E3 up close	5
E3 assurance	6
Centor lifestyle options	7
E3 product details	8
Architectural details	9
Component selection	13
Hardware selection	16
Dropbolts	21
Door size calculator	24
Common panel layouts	25
Surelock™ adjustment	28

flexibly manage
space in a wide range
of applications



Engineered excellence

One moment bifold doors are acting as an effective, secure barrier from rain, wind and noise. The next they're effortlessly moved aside to reveal wide open space – with no fixed glass panels or posts. E3 can be relied upon to add flair and flexibility to the widest range of applications, from private residences to the most ambitious store front, restaurant or commercial project. The considerable weight-bearing capacity of the elegant, precisely functioning E3 ensures that possible applications for Centor's bifold range are limited only by the imaginations of the world's most progressive architects and designers.

Engineered to withstand the most severe weather, E3 is just as suited to interior use where the ability to visually and physically connect spaces can be just as beneficial and the sound-proofing effect of double-glazing just as important. The benefits to the end-user in flexibly managing interior or exterior space to suit lifestyle or business are literally changing the face of contemporary building design.

E3 Specifications	
max opening	16000mm
max panel weight	100kg
max panel height	3000mm
max panel width	1000mm
max panel thickness	35mm
max number of panels	16 (8 each direction)





High performance results

Internal environment, operational function, durability; painstaking attention to detail and an unerring commitment to quality mean 'Centor-grade' performance, whatever the category. The result is a degree of control and comfort for the end-user that matches the easy flexibility of modern design.

Rain and wind

Centor hardware was utilised in the first tracked bifolding door system to be certified under Australian Standard AS2047, which specifies the weather performance required of external windows and sliding doors. Doors installed with Centor E3 and E4 folding systems have also been certified to stringent Miami-Dade County hurricane standards, the toughest testing anywhere in the world. With impressive water performance ratings achievable from both outward and inward opening doors, driving rain and howling gales can be shut out completely.

Air infiltration

The E3 system achieves its superior rain and wind resistance in part from the way it allows the folding doors to close snugly against weatherseals. In the same way doors using E3 effectively resist air infiltration to a level up to 50 times better than a sliding door.

Noise and temperature

With double glazing allowed for by E3's impressive panel weight capacity, unprecedented levels of insulation against noise and temperature variation are possible.

Centor hardware for doors that glide open and slide shut



Effortless operation

While E3's outstanding performance as part of a secure, weatherproof barrier is crucial, it's not until the doors are opened that the space-transforming benefits of the system truly come into play. For maximum enjoyment and use of the system, every effort has been made to ensure that doors glide open and slide shut with the minimum of effort – and that they continue to do so.

Quality manufacture, clever design

E3 carriers, guides and pivots use high grade stainless steel bearings custom machined to extremely fine tolerances on state-of-the-art German and Swiss machinery – a minimum of five bearings to each carrier. Machined wheels are individually precision ground to an ultra-fine hone. Clever carrier design prevents scraping on the inside of the overhead track. A polypropylene floor channel lining adds to the smooth, almost silent rolling action which brings a smile to the face of the user!

Assembly and Installation

With quick-fix surface-mounted fittings assembly and installation couldn't be easier. Comprehensive instructions are included and drill jigs are available to ensure precise placement of fittings.

Adjustment

While E3 is designed to operate flawlessly well into the future, built-in adjustment mechanisms make the system tolerant of an imperfect world. Surelock™, Centor's patented carrier pin locking system ensures that once heights are set they stay set. However should door panels swell or a newly built structure settle over time, the end-user can easily make vertical and lateral adjustments simply using a screwdriver.

Collaborative design process

E3's thoughtful design doesn't achieve the highest performance in all categories on its own. It's in its element teamed with the quality products created by Centor's many manufacturing and custom fabricating clients. The Centor technical department can assist in the design process for door sets incorporating the E3 system to ensure that the highest criteria for completed and installed doors are met even in the most unusual applications.



Proven durability

In addition to extensive weather testing as part of complete door systems, all individual E3 components have been extensively laboratory tested, ensuring years of trouble-free enjoyment from hardware which ages with grace.

Cyclic testing

Centor's minimum requirement of cyclic testing for any released product is a grueling 50,000 cycles without a single failure at maximum configuration. E3 has been tested in excess of 50,000 cycles with many parts rated to over 100,000 cycles.

Corrosion testing

Stainless steel, PVD brass, anodised aluminium and engineering-grade plastics are used throughout the E3 system and are carefully selected to maximise performance in any environment. Centor conducts regular, thorough corrosion testing in a salt spray chamber, fixing hardware to various substrates to ensure that E3 will perform admirably even in the most exposed of coastal applications.

Structural testing

Structural proof load tests up to 3300 Pa (68 psf) have been achieved by maximum size doors using E3 system. E3 hardware components have been load tested to 3KN in accordance with AS/NZS1170.0.

Finite element analysis

Finite Element Analysis (FEA) is a computerised simulation technique where products are exposed to virtual operating environments and accurate predictions made in terms of load and deflection. Centor undertakes FEA in the design process to ensure the best balance of performance, cost and materials in every system.

Hurricane testing

In the course of obtaining approval under the stringent Miami-Dade County testing regime, doors based on the larger E4 system were subjected to structural wind load testing over some 9000 cycles (4500 positive, 4500 negative). Taking nearly eight hours this process thoroughly examines door system integrity. Small and large missile impact testing was also performed along with exacting testing for wind, water and air infiltration as part of the single toughest testing process anywhere in the world. Utilising the same technology and based on the same functional geometry as the E4 system, E3 will take the most extreme conditions in its stride.

pair E3 based doors with the award winning Centor S1E Eco-Screen™



E3 up close

Even a casual glance at the E3 system gives a strong impression of Centor's commitment to quality, but it's only upon closer inspection that the attention to detail really becomes apparent. Stacked with standard features and with an abundance of options to choose from, Centor E3 looks even better up close!

Materials and finishes

E3 carriers, guides, pivots and hinges are available in brushed stainless steel for a modern industrial look, a PVD brass finish over stainless steel should a more traditional finish be required, or custom powdercoated in a range of colours. Head tracks and sills are produced in extruded aluminium with the option of satin or gold anodised or custom powdercoated finishes. The sills have an option with timber trims. Floor guide channels are produced in aluminium in various finishes with black polypropylene liner.

Panel size and materials

Centor's innovative hinge system enables the use of uniform-sized door panels regardless of the door configuration ensuring maximum efficiency in door manufacture. Easily installed hardware can be teamed with door panels in timber, aluminium, PVC or fibreglass.

Design features

A floating wall pivot is used to control door stile deflection and bowing on tall doors caused by wind loads or climatic conditions. Offset floor guides and floor pivots allow the guide channel to be concealed under the doors when they are closed. Straight guide option is also available. Top-rolling function means performance is never compromised by refuse in tracks.

Dropbolts

Easily installed with a dedicated router bit available from Centor, DF and DO dropbolts are available in a range of lengths and finishes to suit every E3 application. Available keyed and non-keyed, the clean-lined DF and DO dropbolts anchor doors firmly in the closed position and, together with the weather seals, eliminate rattling in strong winds.

Centor screening

The award-winning S1E Eco-Screen™ is the latest innovation from Centor. Available as an insect screen or thermal control blind up to 3 metres high and 7.4 metres wide, S1E is perfect to use with E3-based doors.

range of features
allow E3 to be utilised
with confidence



E3 assurance

If success in modern design can be measured by the degree of comfort and ease afforded to the end-user, then Centor E3 again rates highly. E3's superior function and performance goes a long way to creating a relaxed setting, while a range of other measures allow the system to be utilised with complete confidence.

Unparalleled security

The E3 system responds to an increasingly security conscious market place with measures designed to ensure unwanted visitors are excluded – as well as the elements.

Concealed fittings

When doors utilising E3 are closed there are no externally accessible parts that can be removed or damaged. Screw fixings are concealed and hinge caps are retained by hidden fasteners.

Locking screw technology

The E3 system incorporates locking screw technology which ensures the E3 hardware can not be removed from the track when the doors are closed.

Warranty

In line with a commitment to the highest possible quality Centor offers a 10-year warranty on all E3 hardware.

For full details refer to the current Centor Catalogue, or view information on line at www.centor.com.au

Specifying E3

E3 is a fully integrated system suitable for applications up to 100 kilograms per panel in timber, aluminium, PVC or fibreglass. Architects and specifiers should feel comfortable simply specifying 'Centor E3' and leaving detailed component selection to the builder, joiner or fabricator.

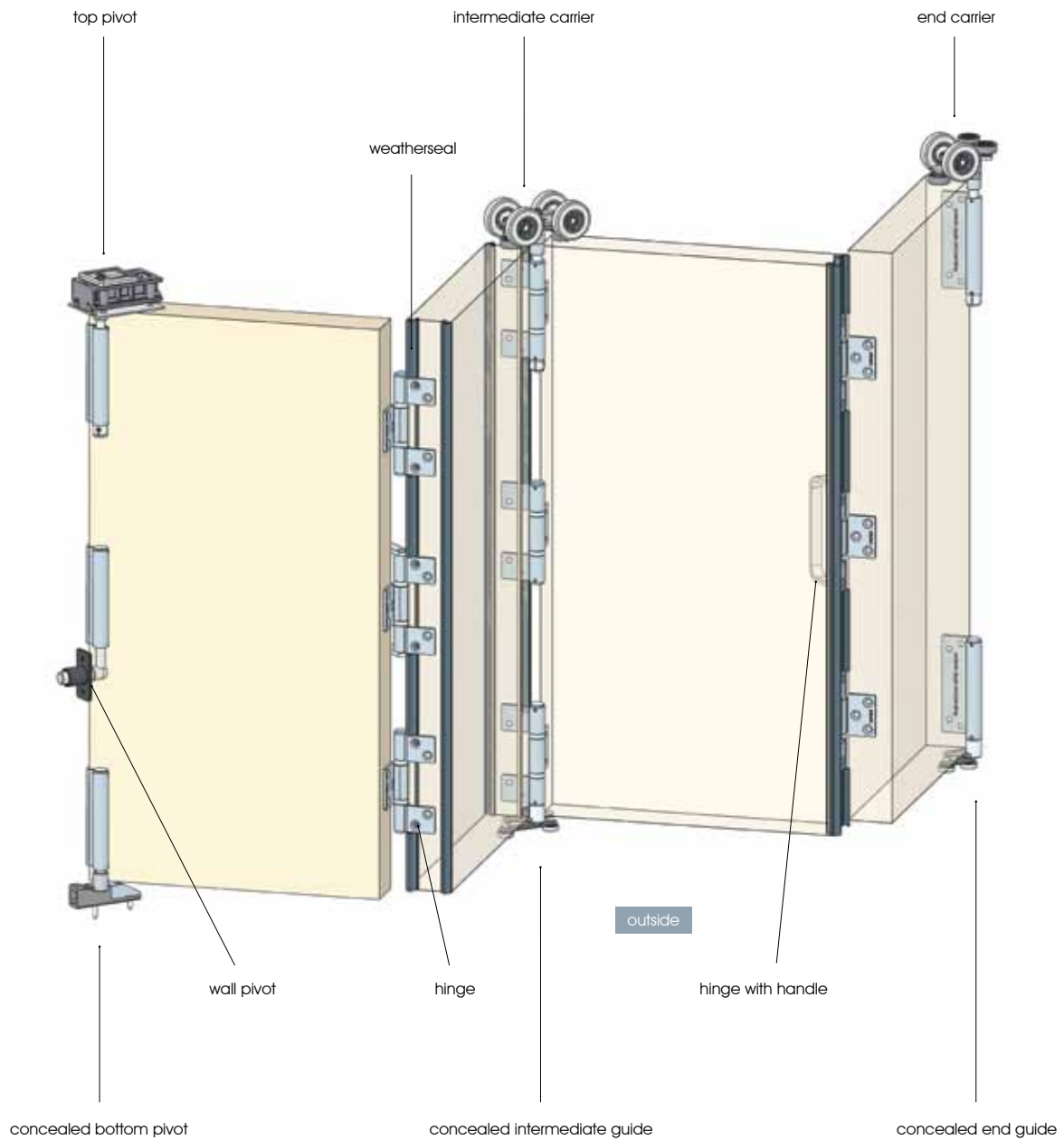




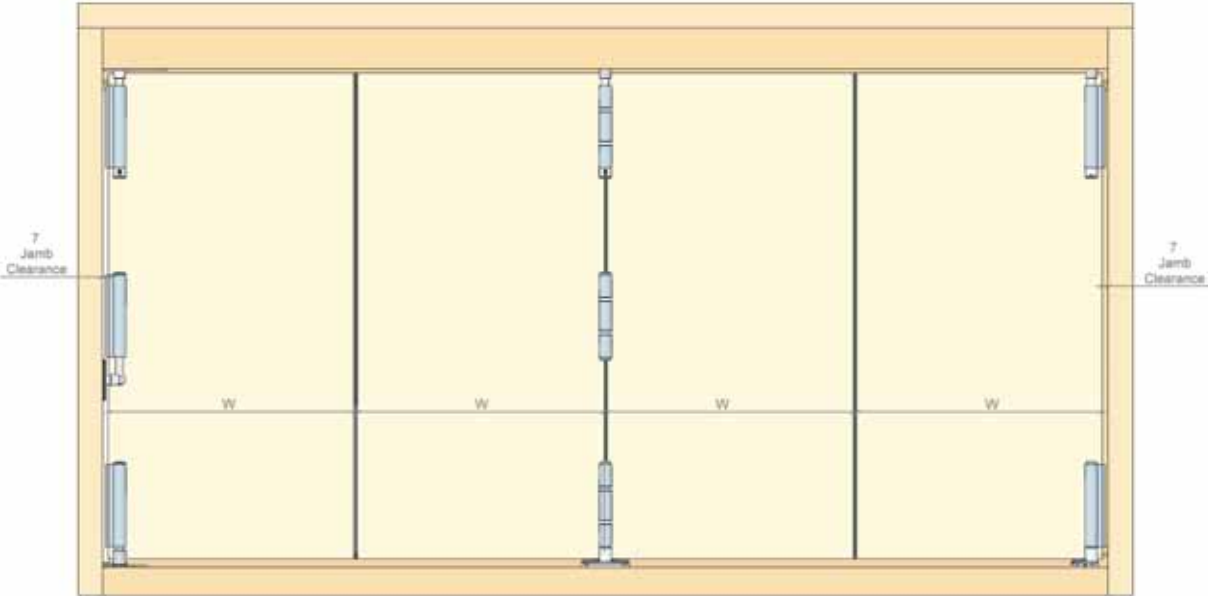
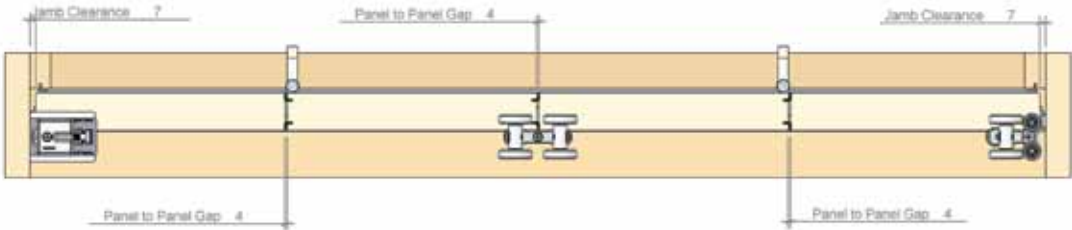
E3 product details

Downloadable DXF or DWG files ready for use in your own documentation are a convenient resource for architects and specifiers wishing to use Centor systems.

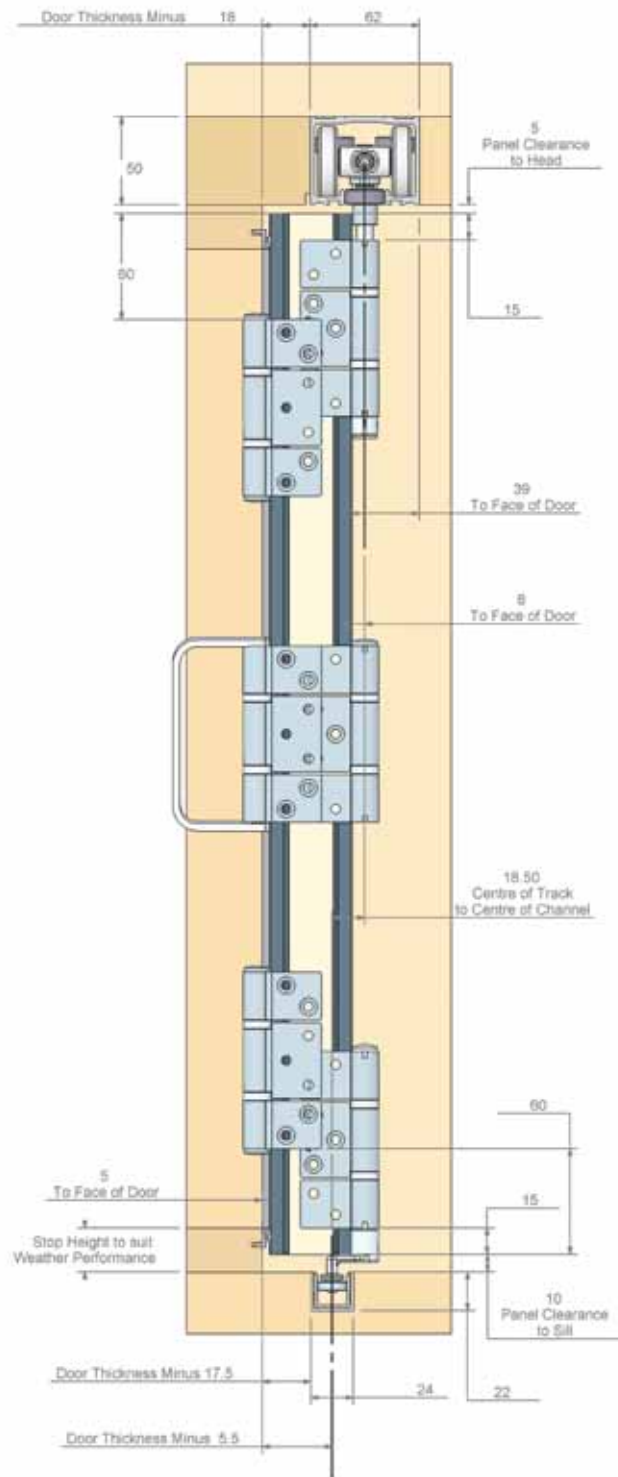
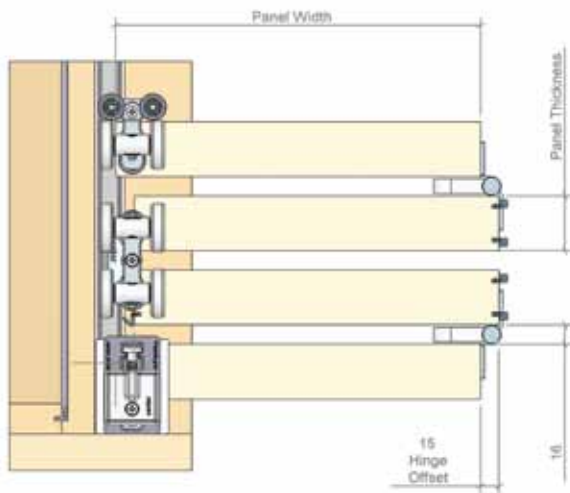
E3 DXF or DWG files can be downloaded from www.centor.com.au



Architectural detail



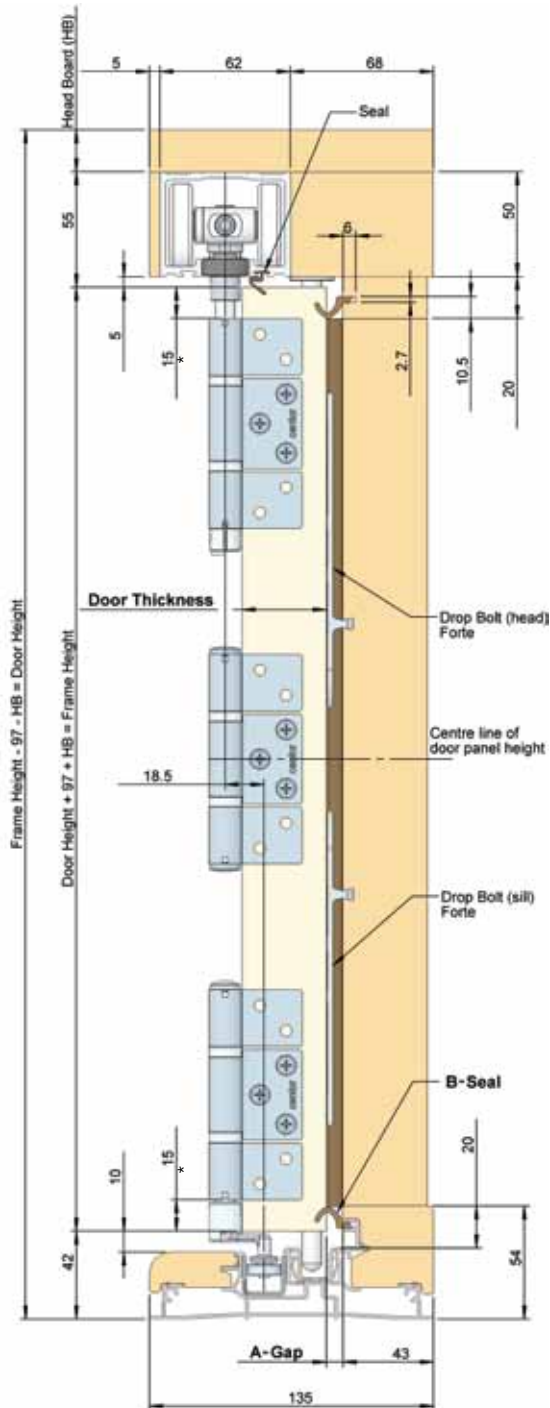
Architectural detail



Architectural detail

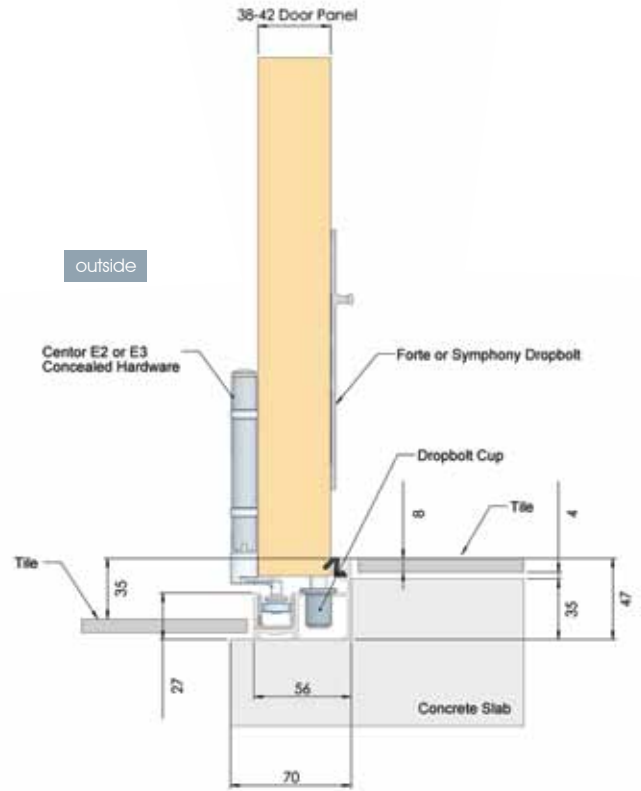
E3 concealed installation details

(Outward with 40mm door panel shown)



* 15mm for pivot, intermediate and left-hand and right-hand carrier sets.
60mm for hinge and half offset hinges.

E2/E3 concealed narrow sill

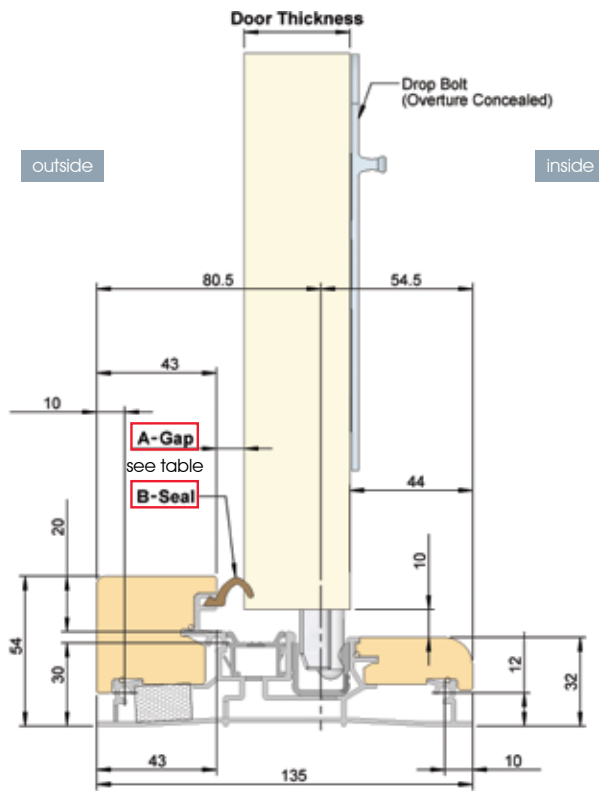


Ready-made style!

Centor's ready-made Door Sill systems dramatically simplify the installation of bifold doors in exposed applications and ensure a stylish, effective result. Integrating Centor floor guide channels provision for straightforward dropbolt placement and ingenious solutions to the issue of floor-channel drainage, Centor Door Sills fit neatly into place between door jambs with the minimum of fuss.

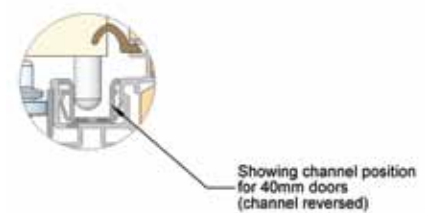
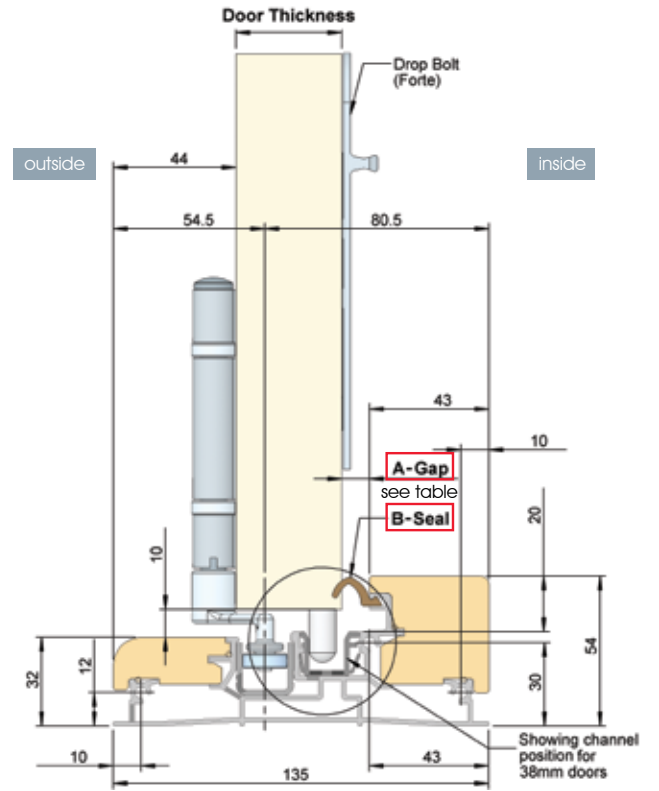
Architectural detail

E2/E3 concealed inward sill details



Door thickness	A – Gap	B – Seal
38mm door thickness	10mm	E4QLS
40mm door thickness	8mm	E4QLS
42mm door thickness	6mm	AQ21

E2/E3 concealed outward sill details



Door thickness	A – Gap	B – Seal
38mm door thickness	10mm	E4QLS
40mm door thickness	8mm	E4QLS

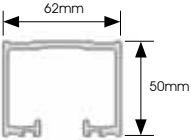
Component selection

E3 is specified with 5 separate groups:

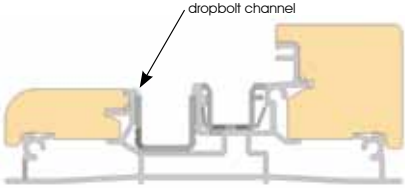
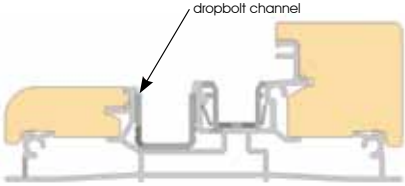
- 1 Track
- 2 Sill with Channel
- 3 Hardware
- 4 Weathersealing
- 5 Dropbolts

Components are required from all 5 groups to build an E3 folding door system.

Track

PART	TRACK	PRODUCT CODE	DESCRIPTION
	Aluminium track, machined	E3TAM4N	4000mm machined track, natural anodised
		E3TAM4G	4000mm machined track, gold anodised
		E3TAM6N	6000mm machined track, natural anodised
		E3TAM6G	6000mm machined track, gold anodised

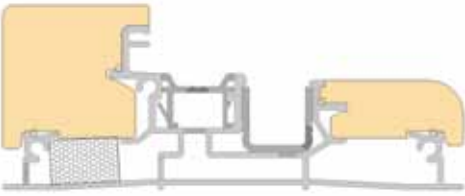
Sill – outward E2/E3 sill with timber

PARTS	PRODUCT CODE	DESCRIPTION
a) 	E2CS30NKWL	3000mm concealed sill with timber, natural anodised with kwila
	E2CS30RKWL	3000mm concealed sill with timber, bronze anodised with kwila
	E2CS42NKWL	4200mm concealed sill with timber, natural anodised with kwila
	E2CS42RKWL	4200mm concealed sill with timber, bronze anodised with kwila
b) 	E2CS48NKWL	4800mm concealed sill with timber, natural anodised with kwila
	E2CS48RKWL	4800mm concealed sill with timber, bronze anodised with kwila
	E2CS57NKWL	5700mm concealed sill with timber, natural anodised with kwila
	E2CS57RKWL	5700mm concealed sill with timber, bronze anodised with kwila


- a) assembly for 38mm doors
 b) assembly for 40mm doors (dropbolt channel reversed)

Component selection


Sill – inward E2/E3 sill with timber

PARTS	PRODUCT CODE	DESCRIPTION
	E2CIS57NKWL	E2/E3 5700mm concealed external inward sill, natural anodised with kwila


Sill – E2/E3 concealed narrow sill

PARTS	PRODUCT CODE	DESCRIPTION
	E2CNS4N	E2/E3 4000mm concealed narrow sill, natural anodised
	E2CNS6N	E2/E3 6000mm concealed narrow sill, natural anodised

Channel

PARTS	CHANNEL	PRODUCT CODE	DESCRIPTION
	Concealed channel 21mm, poly channel	E22FCP4	4000mm floor channel, polypropylene
		E22FCP6	6000mm floor channel, polypropylene


Replacement polypropylene channel fits inside aluminium channel

	Concealed channel 24mm, retainer	E22FCR4N	4000mm floor channel retainer, natural anodised
		E22FCR6N	6000mm floor channel retainer, natural anodised
		E22FCR4G	4000mm floor channel retainer, gold anodised
		E22FCR6G	6000mm floor channel retainer, gold anodised
		E22FCR4R	4000mm floor channel retainer, bronze anodised
		E22FCR6R	6000mm floor channel retainer, bronze anodised





Aluminium channel

Component selection

Channel with poly insert



PARTS	CHANNEL	PRODUCT CODE	DESCRIPTION
	Concealed channel 24mm, retainer and poly channel	E22FCR4NP	4000mm floor channel retainer, natural anodised with poly channel
		E22FCR4GP	4000mm floor channel retainer, gold anodised with poly channel
		E22FCR6NP	6000mm floor channel retainer, natural anodised with poly channel
		E22FCR6GP	6000mm floor channel retainer, gold anodised with poly channel
Aluminium channel with insert			

Weatherseal

PART	PRODUCT CODE	PART DESCRIPTION
Perimeter 	AQ21B AQ21L AQ21W	Aquamac 21 Schlegel Kerf seal, brown Aquamac 21 Schlegel Kerf seal, black Aquamac 21 Schlegel Kerf seal, white
Panel to panel 	AQ63B AQ63L AQ63W	Aquamac 63 Schlegel Kerf seal, brown Aquamac 63 Schlegel Kerf seal, black Aquamac 63 Schlegel Kerf seal, white
Access panel 	AQ109B AQ109L AQ109W	Aquamac 109 Schlegel Kerf seal, brown Aquamac 109 Schlegel Kerf seal, black Aquamac 109 Schlegel Kerf seal, white
Perimeter 	E4QLSB E4QLSW	Schlegel Q-Ion perimeter weatherseal for 38 and 40mm doors, brown Schlegel Q-Ion perimeter weatherseal for 38 and 40mm doors, white



Hardware selection

Right carrier set

PARTS	PARTS ON PANELS	PRODUCT CODE	DESCRIPTION
		E3CRCSS E3CRCSTG E3CRC SOL E3CRCSPC*	concealed right hand carrier set, stainless steel concealed right hand carrier set, PVD brass concealed right hand carrier set, PVD bronze concealed right hand carrier set, custom powdercoat

* Longer lead times apply. Please contact Centor for details.

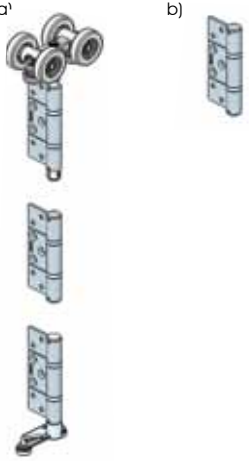
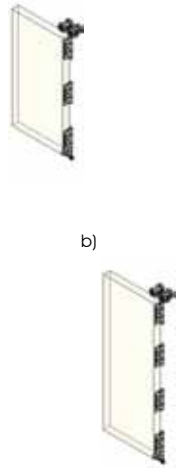
Left carrier set

PARTS	PARTS ON PANELS	PRODUCT CODE	DESCRIPTION
		E3CLCSS E3CLCSTG E3CLCSOL E3CLCSPC*	concealed left hand carrier set, stainless steel concealed left hand carrier set, PVD brass concealed left hand carrier set, PVD bronze concealed left hand carrier set, custom powdercoat

* Longer lead times apply. Please contact Centor for details.

Hardware selection

Intermediate carrier set (fourth hinge recommended for doors over 2250mm)

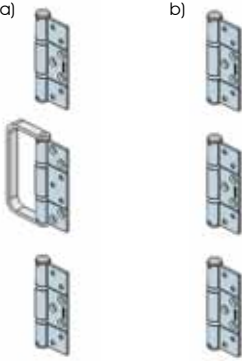
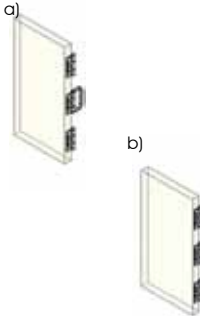
PARTS	PARTS ON PANELS	PRODUCT CODE	DESCRIPTION
 <p>a)</p> <p>b)</p>	 <p>a)</p> <p>b)</p>	<p>E3CICSS</p> <p>E3CICSTG</p> <p>E3CICSOL</p> <p>E3CICSPC*</p> <p>E3HNHS</p> <p>E3HNHTG</p> <p>E3HNHOL</p> <p>E3HNHPC*</p>	<p>concealed intermediate set, stainless steel</p> <p>concealed intermediate set, PVD brass</p> <p>concealed intermediate set, PVD bronze</p> <p>concealed intermediate set, custom powdercoat</p> <p>single straight hinge, stainless steel</p> <p>single straight hinge, PVD brass</p> <p>single straight hinge, PVD bronze</p> <p>single straight hinge, custom powdercoat</p>

a) intermediate carrier set with concealed bottom guide
 b) fourth hinge recommended for doors over 2250mm

* Longer lead times apply. Please contact Centor for details.

Hardware selection


Hinge set

PARTS	PARTS ON PANELS	PRODUCT CODE	DESCRIPTION
		E3HSS E3HSTG E3HSOL E3HSPC* E3HNHSS E3HNHSTG E3HNHSOL E3HNHSPC*	hinge set with handle, stainless steel hinge set with handle, PVD brass hinge set with handle, PVD bronze hinge set with handle, custom powdercoat hinge set no handle, stainless steel hinge set no handle, PVD brass hinge set no handle, PVD bronze hinge set no handle, custom powdercoat

a) hinge set with handle for outward doors
 b) hinge set no handle for inward doors

* Longer lead times apply. Please contact Centor for details.

Single hinge

PARTS	PRODUCT CODE	DESCRIPTION
	E3HNHS E3HNHTG E3HNHOL E3HNHPC*	single straight hinge, stainless steel single straight hinge, PVD brass single straight hinge, PVD bronze single straight hinge, custom powdercoat

* Longer lead times apply. Please contact Centor for details.

Hardware selection

Half offset hinge set

PARTS	PARTS ON PANELS	PRODUCT CODE	DESCRIPTION
		E3HHSS	half offset hinge set with handle, stainless steel
		E3HHSTG	half offset hinge set with handle, PVD brass
		E3HHSOL	half offset hinge set with handle, PVD bronze
		E3HHSPC*	half offset hinge set with handle, custom powdercoat
		E3HHNHSS	half offset hinge set no handle, stainless steel
		E3HHNHSTG	half offset hinge set no handle, PVD brass
		E3HHNH SOL	half offset hinge set no handle, PVD bronze
		E3HHNHSPC*	half offset hinge set no handle, custom powdercoat

a) half offset hinge set with handle for outward doors
 b) half offset hinge set with no handle for inward doors

* Longer lead times apply. Please contact Centor for details

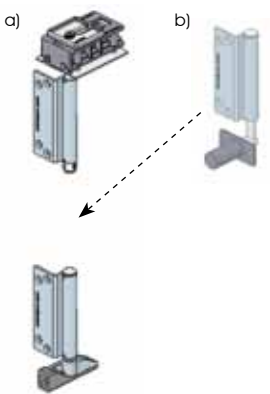


Single half offset hinge

PARTS	PRODUCT CODE	DESCRIPTION
	E3HHNHS	single half offset hinge, stainless steel
	E3HHNHTG	single half offset hinge, PVD brass
	E3HHNHOL	single half offset hinge, PVD bronze
	E3HHNHPC*	single half offset hinge, custom powdercoat

* Longer lead times apply. Please contact Centor for details.

Hardware selection

Pivot set – wall pivot



PARTS	PARTS ON PANELS	PRODUCT CODE	DESCRIPTION
		E3CPSS	concealed pivot set, stainless steel
		E3CPSTG	concealed pivot set, PVD brass
		E3CPSOL	concealed pivot set, PVD bronze
		E3CPSPC*	concealed pivot set, custom powdercoat
		E3WPSS	wall pivot set, stainless steel
		E3WPSTG	wall pivot set, PVD brass
		E3WPSOL	wall pivot set, PVD bronze
		E3WPSPC*	wall pivot set, custom powdercoat

a) pivot set

b) jamb mounted middle wall pivot recommended for doors over 2250mm to central deflection and bowing

* Longer lead times apply. Please contact Centor for details.

External handle

PARTS	PARTS ON PANELS	PRODUCT CODE	DESCRIPTION
		E3EHS	external handle, stainless steel
		E3EHTG	external handle, PVD brass
		E3EHOL	external handle, PVD bronze
		E3EHPC*	external handle, custom powdercoat

single hinge with handle for outward and inward application (please refer to Common Panel Layouts page 25 fore more details)

* Longer lead times apply. Please contact Centor for details.

available in a
range of lengths
and finishes



Dropbolts

Centor's stylish, flush-mounting dropbolts are the ideal solution for fastening or securing bifold doors based on the E3 system. Easily installed with a dedicated router bit available from Centor, DF and DO dropbolts are available in a range of lengths and finishes to suit many applications. Available keyed and non-keyed, DF and DO dropbolts can be keyed alike and re-keyed by a locksmith.

Centor DF

Rated to resist the most extreme wind conditions (up to 450kg force in certain timbers) DF dropbolts feature rounded styling and are suited to use with outward opening bifold doors. Available in 200mm, 400mm, 600mm and 1000mm lengths with a 20mm throw they come in natural and gold anodised, chrome, brushed metallic and custom powdercoated finishes. Keyed DF dropbolts feature a unique bifold damage-proofing mechanism which prevents the bolt being operated while the key remains in the lock.

Centor DO

Offering all the style, security and choice of DF, but with varying degrees of offset in the bolt shaft, DO dropbolts suit inward opening doors based on the E3 Concealed system. DO is installed at the top of the door panel while DO Concealed locks into the floor channel of the bifold system, meaning no extra holes or slots to drill or machine in the floor surface or door-sill.




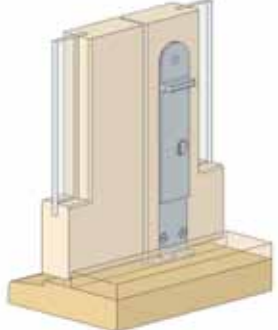
Centor DF dropbolt



Centor DO dropbolt

Dropbolts / outward opening

DF – keyed


PARTS	ARCHITECTURAL DETAIL	PRODUCT CODE	DESCRIPTION
		DBFO200KRC	200mm dropbolt, keyed, chrome
		DBFO200KRG	200mm dropbolt, keyed, gold anodised
		DBFO200KRN	200mm dropbolt, keyed, natural anodised
		DBFO200KRPC	200mm dropbolt, keyed, custom powdercoat
		DBFO200KRX	200mm dropbolt, keyed, brushed metallic
		DBFO400KRC	400mm dropbolt, keyed, chrome
		DBFO400KRG	400mm dropbolt, keyed, gold anodised
		DBFO400KRN	400mm dropbolt, keyed, natural anodised
		DBFO400KRPC	400mm dropbolt, keyed, custom powdercoat
		DBFO400KRX	400mm dropbolt, keyed, brushed metallic
		DBFO600KRG	600mm dropbolt, keyed, gold anodised
		DBFO600KRN	600mm dropbolt, keyed, natural anodised
		DBFO600KRX	600mm dropbolt, keyed, brushed metallic

DF – keyed


PARTS	ARCHITECTURAL DETAIL	PRODUCT CODE	DESCRIPTION
		DBFO200NRC	200mm dropbolt, non-keyed, chrome
		DBFO200NRG	200mm dropbolt, non-keyed, gold anodised
		DBFO200NRN	200mm dropbolt, non-keyed, natural anodised
		DBFO200NRPC	200mm dropbolt, non-keyed, custom powdercoat
		DBFO200NRX	200mm dropbolt, non-keyed, brushed metallic
		DBFO400NRC	400mm dropbolt, non-keyed, chrome
		DBFO400NRG	400mm dropbolt, non-keyed, gold anodised
		DBFO400NRN	400mm dropbolt, non-keyed, natural anodised
		DBFO400NRPC	400mm dropbolt, non-keyed, custom powdercoat
		DBFO400NRX	400mm dropbolt, non-keyed, brushed metallic
		DBFO600NRC	600mm dropbolt, non-keyed, chrome
		DBFO600NRG	600mm dropbolt, non-keyed, gold anodised
		DBFO600NRN	600mm dropbolt, non-keyed, natural anodised
		DBFO600NRPC	600mm dropbolt, non-keyed, custom powdercoat
		DBFO600NRX	600mm dropbolt, non-keyed, brushed metallic
		DBFO1000NRN	1000mm dropbolt, non-keyed, natural anodised
		DBFO1000NRPC	1000mm dropbolt, non-keyed, custom powdercoat
DBFO1000NRX	1000mm dropbolt, non-keyed, brushed metallic		

Dropbolts / inward opening


DOe – keyed (top of doors)

PARTS	PRODUCT CODE	DESCRIPTION
	DBOE200KRG	200mm dropbolt, keyed, gold anodised
	DBOE200KRX	200mm dropbolt, keyed, brushed metallic
	DBOE400KRG	400mm dropbolt, keyed, gold anodised
	DBOE400KRX	400mm dropbolt, keyed, brushed metallic
	DBOE600KRG	600mm dropbolt, keyed, gold anodised
	DBOE600KRX	600mm dropbolt, keyed, brushed metallic


DOe – non-keyed (top of doors)

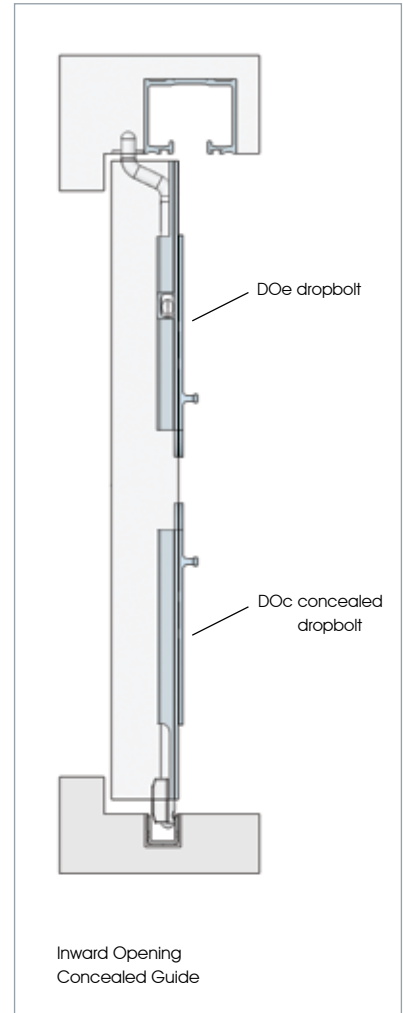
PARTS	PRODUCT CODE	DESCRIPTION
	DBOE200NRG	200mm dropbolt, non-keyed, gold anodised
	DBOE200NRX	200mm dropbolt, non-keyed, brushed metallic
	DBOE400NRG	400mm dropbolt, non-keyed, gold anodised
	DBOE400NRX	400mm dropbolt, non-keyed, brushed metallic
	DBOE600NRG	600mm dropbolt, non-keyed, gold anodised
	DBOE600NRX	600mm dropbolt, non-keyed, brushed metallic
	DBOE1000NRG	1000mm dropbolt, non-keyed, gold anodised
	DBOE1000NRX	1000mm dropbolt, non-keyed, brushed metallic

DOc – keyed (bottom of doors, for concealed floor channel)

PARTS	PRODUCT CODE	DESCRIPTION
	DBOC200KRC	200mm, concealed dropbolt, keyed, chrome
	DBOC200KRG	200mm, concealed dropbolt, keyed, gold anodised
	DBOC200KRN	200mm, concealed dropbolt, keyed, natural anodised
	DBOC200KRPC	200mm, concealed dropbolt, keyed, custom powdercoat
	DBOC200KRX	200mm, concealed dropbolt, keyed, brushed metallic

DOc – non-keyed (bottom of doors, for concealed floor channel)

PARTS	PRODUCT CODE	DESCRIPTION
	DBOC200NRC	200mm, concealed dropbolt, non-keyed, chrome
	DBOC200NRG	200mm, concealed dropbolt, non-keyed, gold anodised
	DBOC200NRN	200mm, concealed dropbolt, non-keyed, natural anodised
	DBOC200NRPC	200mm, concealed dropbolt, non-keyed, custom powdercoat
	DBOC200NRX	200mm concealed dropbolt, non-keyed, brushed metallic



Door size calculator

To calculate the dimensions of the doors or openings we strongly recommend using Centor's "Doorcalc" program, which is a Microsoft Excel spreadsheet. To manually calculate door sizing for an opening, follow the following steps:

- 1 Prepare a basic sketch of your door opening (see worked example), to visualize clearances and check sizes.
- 2 The calculation is based on all panels being equal width, using half-offset hinges (Patent Pending). Note that the allowance between each panel is 4mm although hinge thickness is less – this allowance has been determined by consultation with fabricators as the best approximation for calculation. Clearance between hinges and hinge pins, coupled with the pressure from compression seals accounts for the allowance being larger than the nominal hinge flap thickness.

3 Recommended clearances are as follows;

- Jamb to panel (door closed) 7mm
- Panel to panel (door closed) 4mm
- Top of panel to head 5mm
- Bottom of panel to sill 10mm for concealed guides

4 Panel width	W
Opening width	L
Total number of panels	N
Panel width is:	$\frac{W = L - 14 - (4 \times (N - 1))^{**}}{N}$

Worked Examples

Clear opening size 2425 high x 4200 wide (L), and a 3L x 2R arrangement.

$$\frac{W = 4200 - 14 - (4 \times (5 - 1))}{5}$$

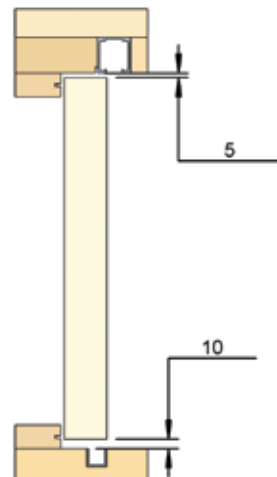
$$W = 834 \text{ mm}$$

Check against your door layout:

$$L = 2(7.0) + 4(4) + 5(834) = 4200 \text{ (OK)}$$

The panel height is the opening height less the nominal top and bottom clearances:

$$\text{Panel Height } H = 2425 - 5 - 10 = 2410\text{mm}$$


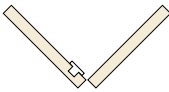


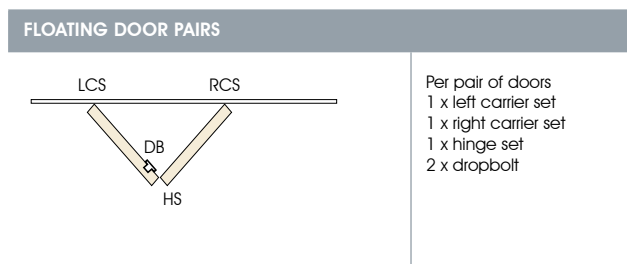
**** Note: for even sets, eg 2L2R or 4L2R, the meeting gap would be larger – double seals are used to close the gap.**

$$\frac{W = L - 14 - (4 \times N)}{N}$$

Common panel layouts

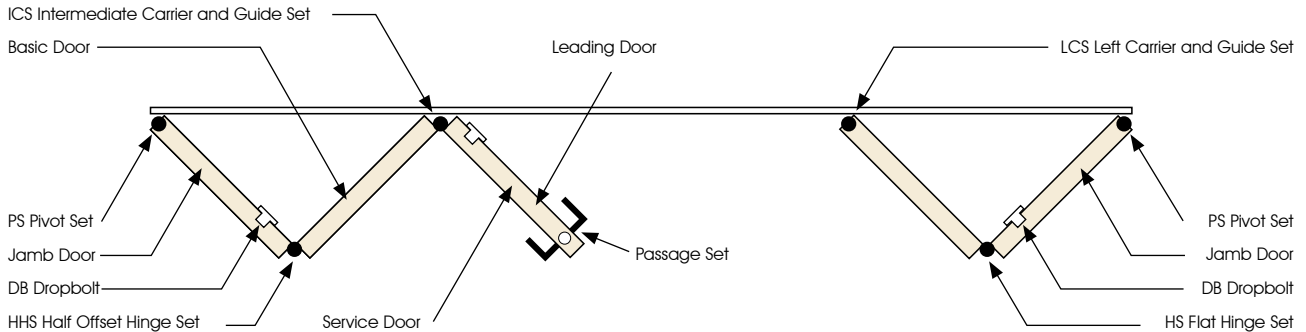
HARDWARE LEGEND	
PS pivot set	HHS half offset hinge set
WPS wall pivot set	HS hinge set (flat)
ICS intermediate carrier set	EH external handle
LCS left carrier set	DB dropbolt
RCS right carrier set	

LEGEND	
Passage set Handles / Lock sets refer to Centor Door Furniture at www.centor.com.au	
Dropbolts top and bottom	

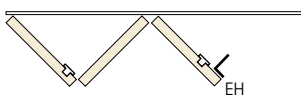


Note> Wall Pivot Set recommended for doors over 2250mm in height.

HARDWARE APPLICATION (3L2R)



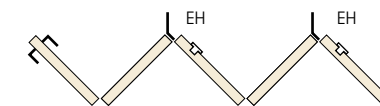
OUTWARD APPLICATION EXTERIOR HANDLE OPTION



Use one exterior handle on exit door (outward system) where passage set / lock not required. Use dropbolts top and bottom to lock door from the inside only.

Note> Exit door not accessible from exterior in this application.

INWARD APPLICATION EXTERIOR HANDLE OPTION



Use one exterior handle on each pair of doors (inward system) to pull open and close doors

Common panel layouts

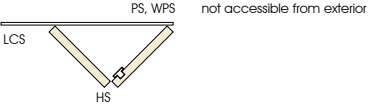
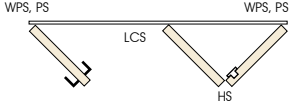
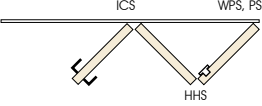
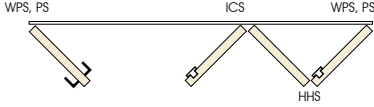
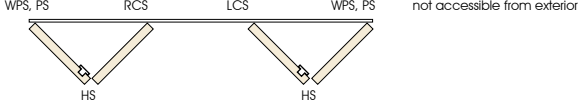
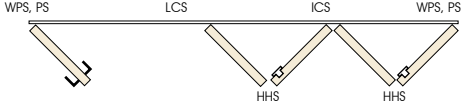
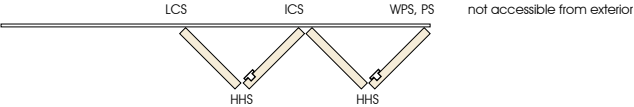

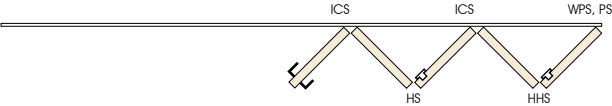
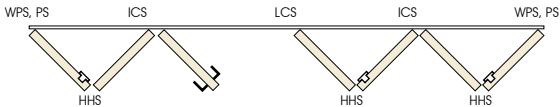
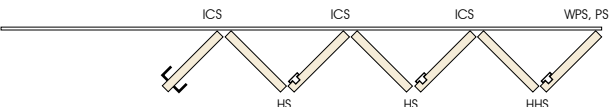
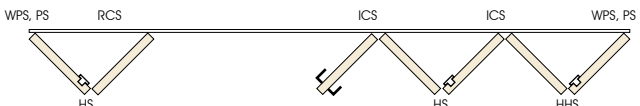
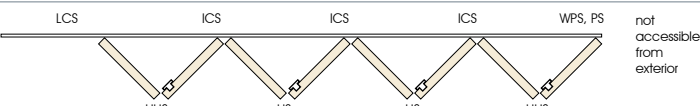
Any panel combination up to 8 in each direction is possible

CODE	OPENING CONFIGURATION	HARDWARE
2L		<ul style="list-style-type: none"> 1 x pivot set 1 x wall pivot set* 1 x right carrier set 1 x hinge set 2 x dropbolt or 1 x twinpoint lock
2L1R		<ul style="list-style-type: none"> 2 x pivot set 2 x wall pivot set* 1 x right carrier set 1 x hinge set 2 x dropbolt or 1 x twinpoint lock
3L		<ul style="list-style-type: none"> 1 x pivot set 1 x wall pivot set* 1 x intermediate carrier set 1 x half offset hinge set 2 x dropbolt or 1 x twinpoint lock
3L1R		<ul style="list-style-type: none"> 2 x pivot set 2 x wall pivot set* 1 x intermediate carrier set 1 x half offset hinge set 4 x dropbolt
4L		<ul style="list-style-type: none"> 1 x pivot set 1 x wall pivot set* 1 x intermediate carrier set 1 x right carrier set 2 x half offset hinge set 4 x dropbolt or 2 x twinpoint lock
4L1R		<ul style="list-style-type: none"> 2 x pivot set 2 x wall pivot set* 1 x intermediate carrier set 1 x right carrier set 2 x half offset hinge set 4 x dropbolt or 2 x twinpoint lock
3L2R		<ul style="list-style-type: none"> 2 x pivot set 2 x wall pivot set* 1 x intermediate carrier set 1 x left carrier set 1 x hinge set 1 x half offset hinge set 4 x dropbolt or 2 x twinpoint lock
5L		<ul style="list-style-type: none"> 1 x pivot set 1 x wall pivot set* 2 x intermediate carrier set 1 x hinge set 1 x half offset hinge set 4 x dropbolt or 2 x twinpoint lock
3L3R		<ul style="list-style-type: none"> 2 x pivot set 2 x wall pivot set* 2 x intermediate carrier set 2 x half offset hinge set 6 x dropbolt
7L		<ul style="list-style-type: none"> 1 x pivot set 1 x wall pivot set* 3 x intermediate carrier set 2 x hinge set 1 x half offset hinge set 6 x dropbolt or 3 x twinpoint lock
4L3R		<ul style="list-style-type: none"> 2 x pivot set 2 x wall pivot set* 2 x intermediate carrier set 1 x right carrier set 3 x half offset hinge set 6 x dropbolt or 3 x twinpoint lock
5L2R		<ul style="list-style-type: none"> 2 x pivot set 2 x wall pivot set* 2 x intermediate carrier set 1 x left carrier set 2 x hinge set 1 x half offset hinge set 6 x dropbolt or 3 x twinpoint lock
5L3R		<ul style="list-style-type: none"> 2 x pivot set 2 x wall pivot set* 3 x intermediate carrier set 1 x hinge set 2 x half offset hinge set 8 x dropbolt

*Wall Pivot Set required for doors over 2250mm

Common panel layouts

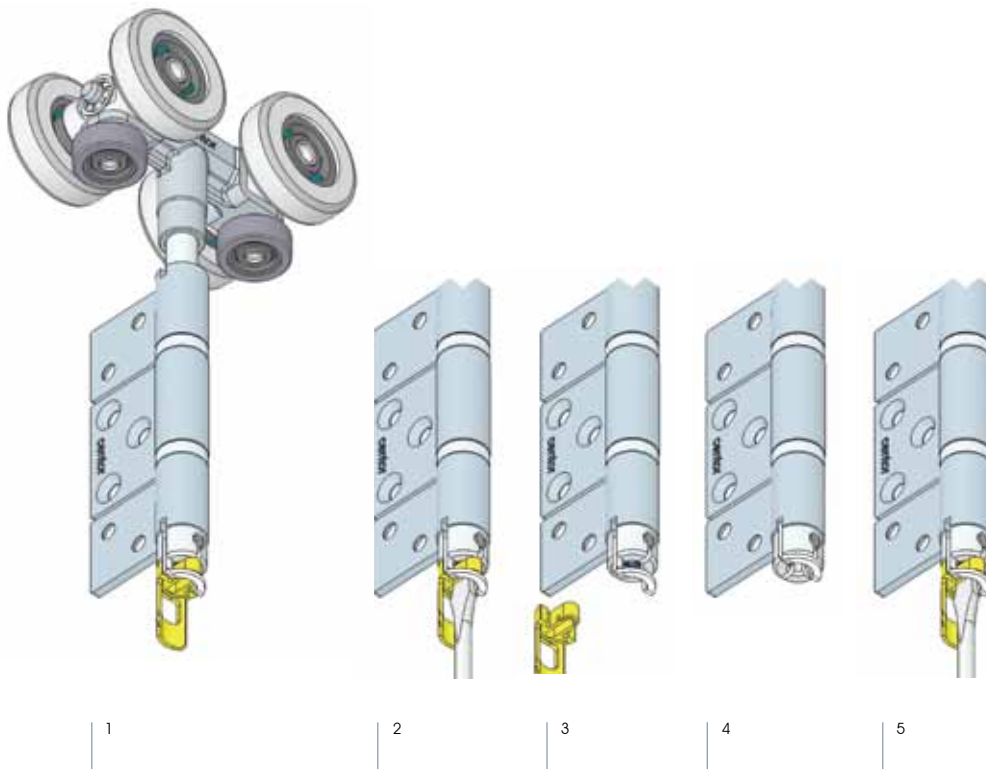
Any panel combination up to 8 in each direction is possible

CODE	OPENING CONFIGURATION	HARDWARE
2R	 not accessible from exterior	1 x pivot set 1 x wall pivot set* 1 x left carrier set 1 x hinge set 2 x dropbolt or 1 x twinpoint lock
1L2R		2 x pivot set 2 x wall pivot set* 1 x left carrier set 1 x hinge set 2 x dropbolt or 1 x twinpoint lock
3R		1 x pivot set 1 x wall pivot set* 1 x intermediate carrier set 1 x half offset hinge set 2 x dropbolt or 1 x twinpoint lock
1L3R		2 x pivot set 2 x wall pivot set* 1 x intermediate carrier set 1 x half offset hinge set 4 x dropbolt
2L2R	 not accessible from exterior	2 x pivot set 2 x wall pivot set* 1 x right carrier set 1 x left carrier set 2 x hinge set 4 x dropbolt or 2 x twinpoint lock
1L4R		2 x pivot set 2 x wall pivot set* 1 x intermediate carrier set 1 x left carrier set 2 x half offset hinge set 4 x dropbolt or 2 x twinpoint lock
4R	 not accessible from exterior	1 x pivot set 1 x wall pivot set* 1 x intermediate carrier set 1 x left carrier set 2 x half offset hinge set 4 x dropbolt or 2 x twinpoint lock
2L3R		2 x pivot set 2 x wall pivot set* 1 x intermediate carrier set 1 x right carrier set 1 x hinge set 1 x half offset hinge set 4 x dropbolt or 2 x twinpoint lock
5R		1 x pivot set 1 x wall pivot set* 2 x intermediate carrier set 1 x hinge set 1 x half offset hinge set 4 x dropbolt or 2 x twinpoint lock
3L4R		2 x pivot set 2 x wall pivot set* 2 x intermediate carrier set 1 x left carrier set 3 x half offset hinge set 6 x dropbolt or 3 x twinpoint lock
7R		1 x pivot set 1 x wall pivot set* 3 x intermediate carrier set 2 x hinge set 1 x half offset hinge set 6 x dropbolt or 3 x twinpoint lock
2L5R		2 x pivot set 2 x wall pivot set* 2 x intermediate carrier set 1 x right carrier set 2 x hinge set 1 x half offset hinge set 6 x dropbolt or 3 x twinpoint lock
8R	 not accessible from exterior	1 x pivot set 1 x wall pivot set* 3 x intermediate carrier set 1 x left carrier set 2 x hinge set 2 x half offset hinge set 8 x dropbolt or 4 x twinpoint lock

*Wall Pivot Set required for doors over 2250mm

Surelock™ adjustment

Surelock™ is Centor's patented carrier pin locking system which ensures that once door heights are set at the top pivots, intermediate and end carriers, they stay set!



Using Surelock™ is simple

- 1 Components come supplied with a plastic shipping clip installed.
- 2 Insert a flat-bladed screwdriver into the slot and rotate the pin.
- 3 When correct adjustment is reached remove the shipping clip.
- 4 Surelock™ will snap into place when the blade and slot are aligned.
- 5 To readjust pull the blade down to disengage it from the slot, replace the shipping clip and rotate the pin.

Remove shipping clip after final installation adjustment.

While every effort has been made to ensure the accuracy of the information in this publication, Centor assume no responsibility for errors or omissions or any consequences of reliance solely on this publication.



Centor Australia Pty Ltd | ABN 96 009 716 189

telephone 1300 CENTOR (1300 236 867)
facsimile 1300 CENFAX (1300 236 329)
mail@centor.com.au | www.centor.com.au

203-100-030-002

Brisbane

Centor Australia Pty Ltd
997 Kingsford Smith Drive
PO Box 1550
Eagle Farm QLD 4009
telephone +61 7 3868 5777
facsimile +61 7 3868 1201
qld.mail@centor.com.au

Perth

Centor Australia Pty Ltd
2/34 Juna Drive
Malaga WA 6090
telephone +61 8 9241 7600
facsimile +61 8 9249 7445
wa.mail@centor.com.au

Sydney

Centor Australia Pty Ltd
12-13/9 Kilto Crescent
Glendenning NSW 2761
telephone +61 2 9208 3200
facsimile +61 2 9625 2399
nsw.mail@centor.com.au

Launceston

Access Hardware Pty Ltd
42 Invermay Road
Mowbray Heights TAS 7248
telephone +61 3 6331 2533
facsimile +61 3 6331 2733
accesshw@bigpond.net.au

Melbourne

Centor Australia Pty Ltd
28 Keysborough Close
Keysborough VIC 3173
telephone +61 3 9709 0300
facsimile +61 3 9798 1645
vic.mail@centor.com.au

Hobart

Access Hardware Pty Ltd
21 Brisbane Street
Hobart TAS 7000
telephone +61 3 6231 9926
facsimile +61 3 6231 9927

Adelaide

Centor Australia Pty Ltd
4/2 Endeavour Drive
PO Box 285
Port Adelaide SA 5015
telephone +61 8 8304 2577
facsimile +61 8 8304 2599
sa.mail@centor.com.au

centor[®]
Moved by Innovation